



Pony[™]



The Pony is a gait trainer for children with disabilities. It has a frame shaped like an arrow and a central bar that holds the chest support and the seat. The Pony is available in 3 sizes.

FRAME



32°



max. 50 kg



590 - 770 mm



670 - 1040 mm

Back support

Allows for height and depth adjustment for positioning the pelvis into a neutral position. Furthermore the back support can be removed for easy access into the walker.



Adjustable forward lean

Adjusts to accommodate optimal walking angle and initiate the stepping process.



Height adjustable seat

Allows for height adjustment to fit the user and provide optimum positioning when walking. The child is not supposed to sit on the saddle.




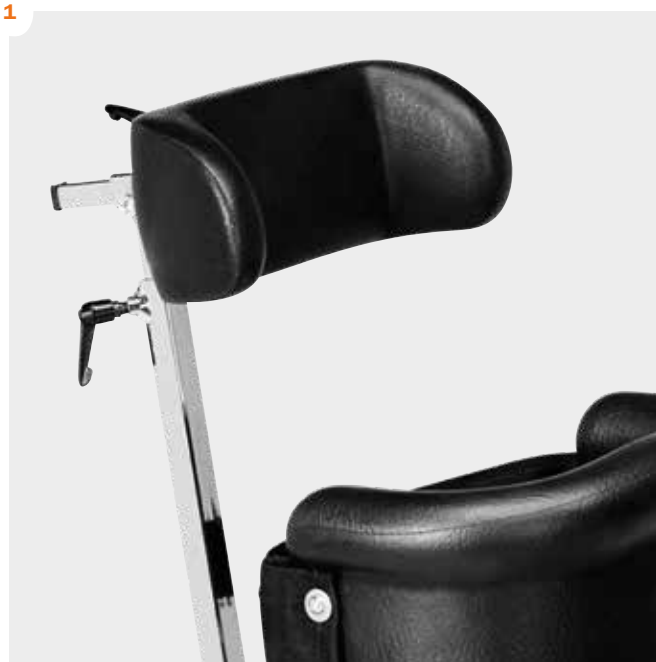
Brakes on castors

The Pony has brakes on the two front castors. Further, it is equipped with one drag wheel and directional stabilizer for added support.






Accessories



Casper, 4 years old

"It's so much fun to move freely wherever I want"



1 Head support system
86424-xx

2 Helper's handle
86416

3 Arm rest
8642x


4 Vertical handles
86432

Standard


As standard the Pony is delivered as featured here with back support and saddle




5



6



7



8



5 Sacrum support
8642x

6 Lateral hip supports
864xx

7 Leg protection
86450

8 Directional stabilizer
8644x



Pony[™]



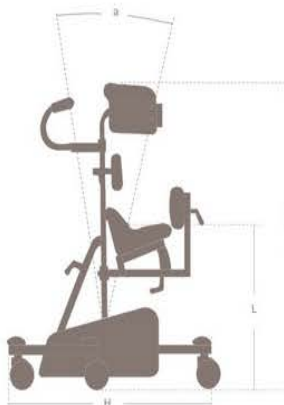
32°



max.50 kg



590-770 mm

670-1040
mm

| | Size 0 mm | Size 1 mm | Size 2 mm |
|--------------------|--------------|--------------|--------------|
| Seat height (L) | 240-380 | 380-500 | 480-640 |
| Overall width (G) | 590 | 690 | 770 |
| Length (H) | 670 | 720 | 1040 |
| Overall height (I) | 520-690 | 600-820 | 680-1040 |
| Angle range (A) | 32° | 32° | 32° |
| Total mass | 7 kg | 10 kg | 13,5 kg |
| Max load | 30 kg | 40 kg | 50 kg |